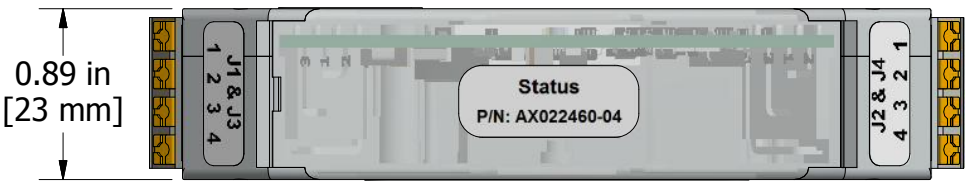



| REVISION HISTORY | | | |
|------------------|------------------|------------|----------|
| REV | DESCRIPTION | DATE | APPROVED |
| P2-D1 | PRODUCTION PILOT | 04/27/2020 | GDV |

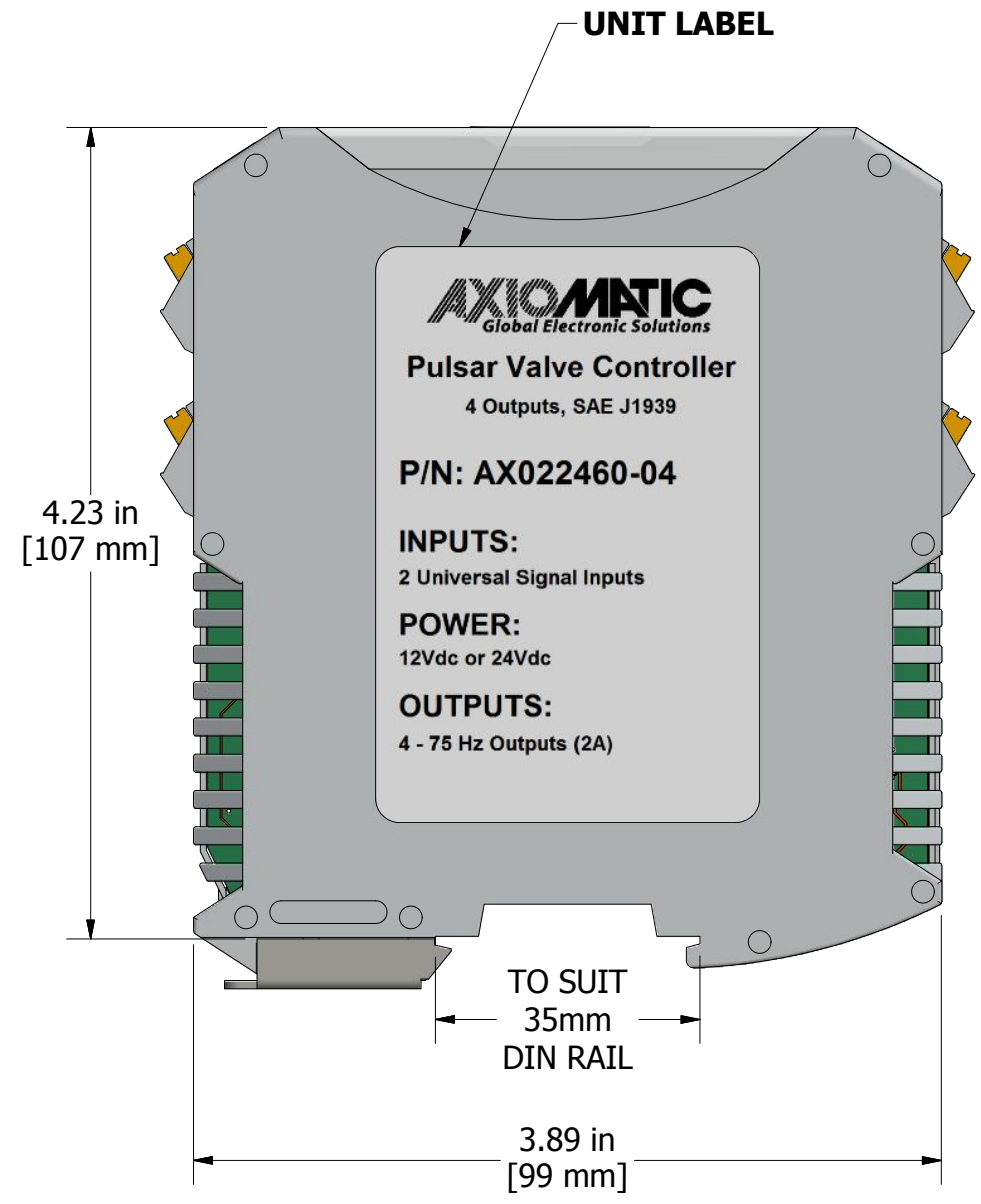


↑ THIS WAY UP ON THE DIN RAIL



- CONNECTOR J1**
 PIN 1: BATT +
 PIN 2: BATT -
 PIN 3: CAN_H
 PIN 4: CAN_L
- CONNECTOR J3**
 PIN 1: OUT 1+
 PIN 2: OUT 1-
 PIN 3: OUT 2+
 PIN 4: OUT 1-

- CONNECTOR J2**
 PIN 1: AIN 1
 PIN 2: AIN 2
 PIN 3: +5V REF
 PIN 4: GND
- CONNECTOR J4**
 PIN 1: OUT 3+
 PIN 2: OUT 3-
 PIN 3: OUT 4+
 PIN 4: OUT 4-



PROPRIETARY
 THE INFORMATION CONTAINED IN THIS DRAWING IS CONFIDENTIAL AND PROPRIETARY AND REMAINS THE EXCLUSIVE PROPERTY OF AXIOMATIC TECHNOLOGIES CORPORATION. THIS DRAWING MAY NOT BE USED, REPRODUCED IN WHOLE OR IN PART, NOR REVEALED TO OTHERS WITHOUT THE PRIOR WRITTEN CONSENT OF AXIOMATIC TECHNOLOGIES CORPORATION. BY ACCEPTANCE OF THIS DRAWING, THE BEARER AGREES TO THESE CONDITIONS.



| DIMENSIONS ARE IN INCHES UNLESS OTHERWISE SPECIFIED IN DRAWING TOLERANCE ON: | |
|--|---------------|
| FABRICATION | MACHINING |
| X.XXX ± 0.015 | X.XXX ± 0.005 |
| X.XX ± 0.01 | X.XX ± 0.01 |
| X.X ± 0.1 | X.X ± 0.1 |
| ANGLES ± 1.0 | ANGLES ± 1.0 |

| | | | | | |
|------------------------|------|----------|----|------|-----------|
| MATERIAL | NA | DRAWN | EL | DATE | 4/27/2020 |
| FINISH | NA | CHECKED | | DATE | |
| THIRD ANGLE PROJECTION | TOOL | APPROVED | | DATE | |
| | SIZE | | B | | |

| | | | |
|--|----------------|----------|--|
| TITLE 2IN 4OUT, Pulsar Valve Controller, SAE J1939, DIN Rail Mount | | | |
| DWG REV | DWG NO | PART REV | |
| D1 | AX022460-04-MD | P2 | |
| SCALE | PART NO | SHEET | |
| 1 | AX022460-04 | 1 of 1 | |