


REVISION HISTORY			
REV	DESCRIPTION	DATE	APPROVED
P2-D1	PRODUCTION PILOT	04/23/2020	GDV



THIS WAY UP
ON THE DIN RAIL

B

B

A

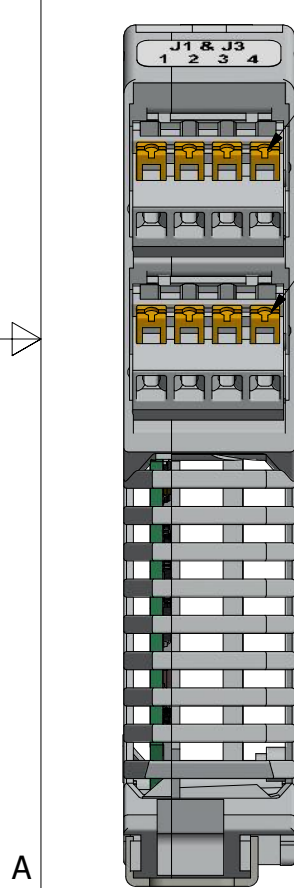
A

A

A

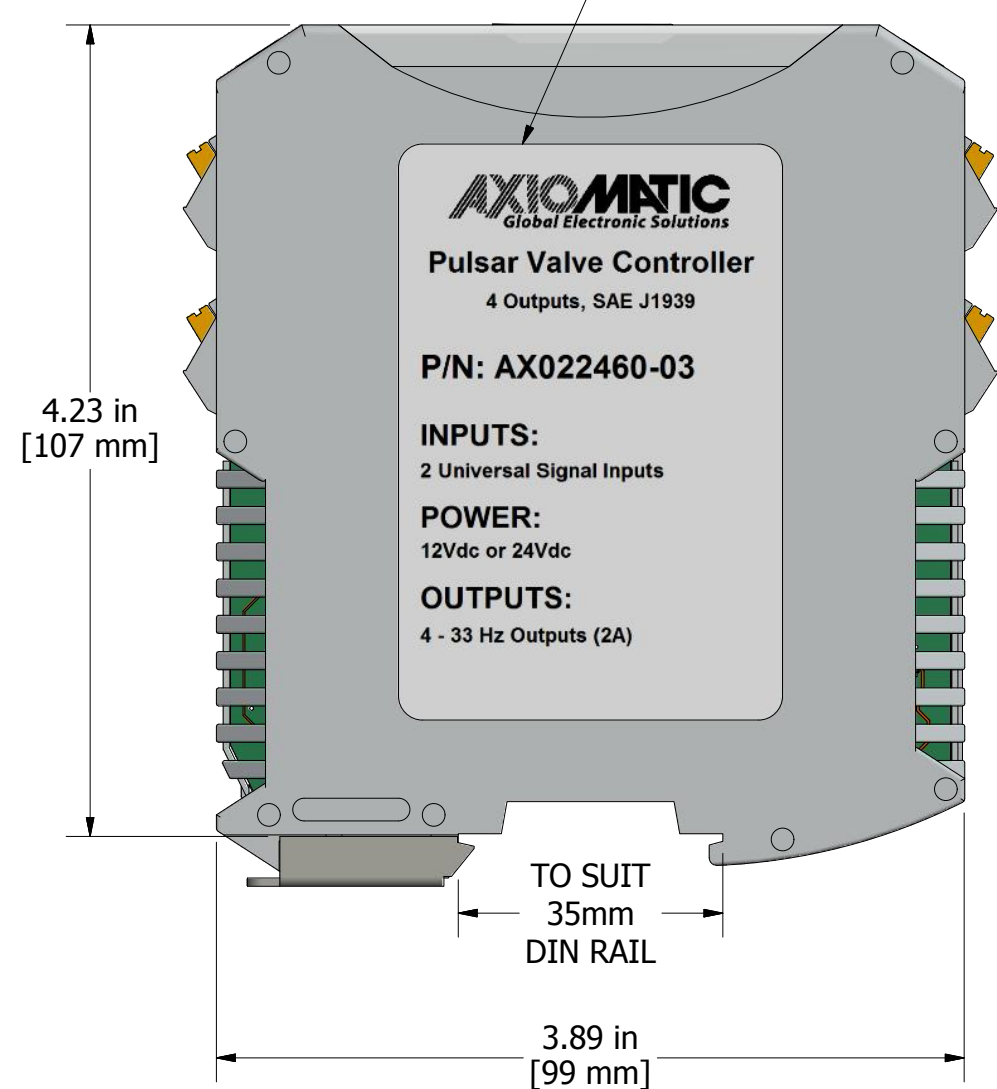
A

A



CONNECTOR J1
PIN 1: BATT +
PIN 2: BATT -
PIN 3: CAN_H
PIN 4: CAN_L

CONNECTOR J3
PIN 1: OUT 1+
PIN 2: OUT 1-
PIN 3: OUT 2+
PIN 4: OUT 1-



AXIOMATIC
Global Electronic Solutions

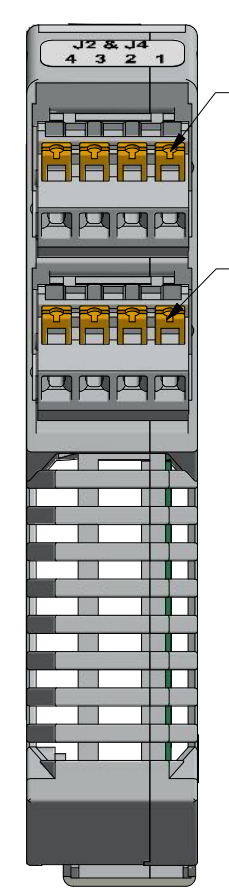
Pulsar Valve Controller
4 Outputs, SAE J1939

P/N: AX022460-03

INPUTS:
2 Universal Signal Inputs


POWER:
12Vdc or 24Vdc

OUTPUTS:
4 - 33 Hz Outputs (2A)



CONNECTOR J2
PIN 1: AIN 1
PIN 2: AIN 2
PIN 3: +5V REF
PIN 4: GND

CONNECTOR J4
PIN 1: OUT 3+
PIN 2: OUT 3-
PIN 3: OUT 4+
PIN 4: OUT 4-



MATERIAL NA		DRAWN EL	DATE 4/23/2020
FINISH NA		CHECKED	DATE
THIRD ANGLE PROJECTION	TOOL SIZE	APPROVED	DATE
DIMENSIONS ARE IN INCHES UNLESS OTHERWISE SPECIFIED IN DRAWING TOLERANCE ON: FABRICATION X.XXX ± 0.015 X.XX ± 0.01 X.X ± 0.1 ANGLES ± 1.0 MACHINING X.XXX ± 0.005 X.XX ± 0.01 X.X ± 0.1 ANGLES ± 1.0		TITLE 2IN 4OUT, Pulsar Valve Controller, SAE J1939, DIN Rail Mount DWG REV D1 DWG NO AX022460-03-MD PART NO AX022460-03 SCALE 1	

AXIOMATIC Global Electronic Solutions AXIOMATIC TECHNOLOGIES CORPORATION 5915 WALLACE ST. MISSISSAUGA, ON CANADA L4Z 1Z8 905-602-9270		
PART REV P2	PART NO AX022460-03	SHEET 1 of 1